

The Québec SPIN



Start with the Spinner and let it guide your inspiration

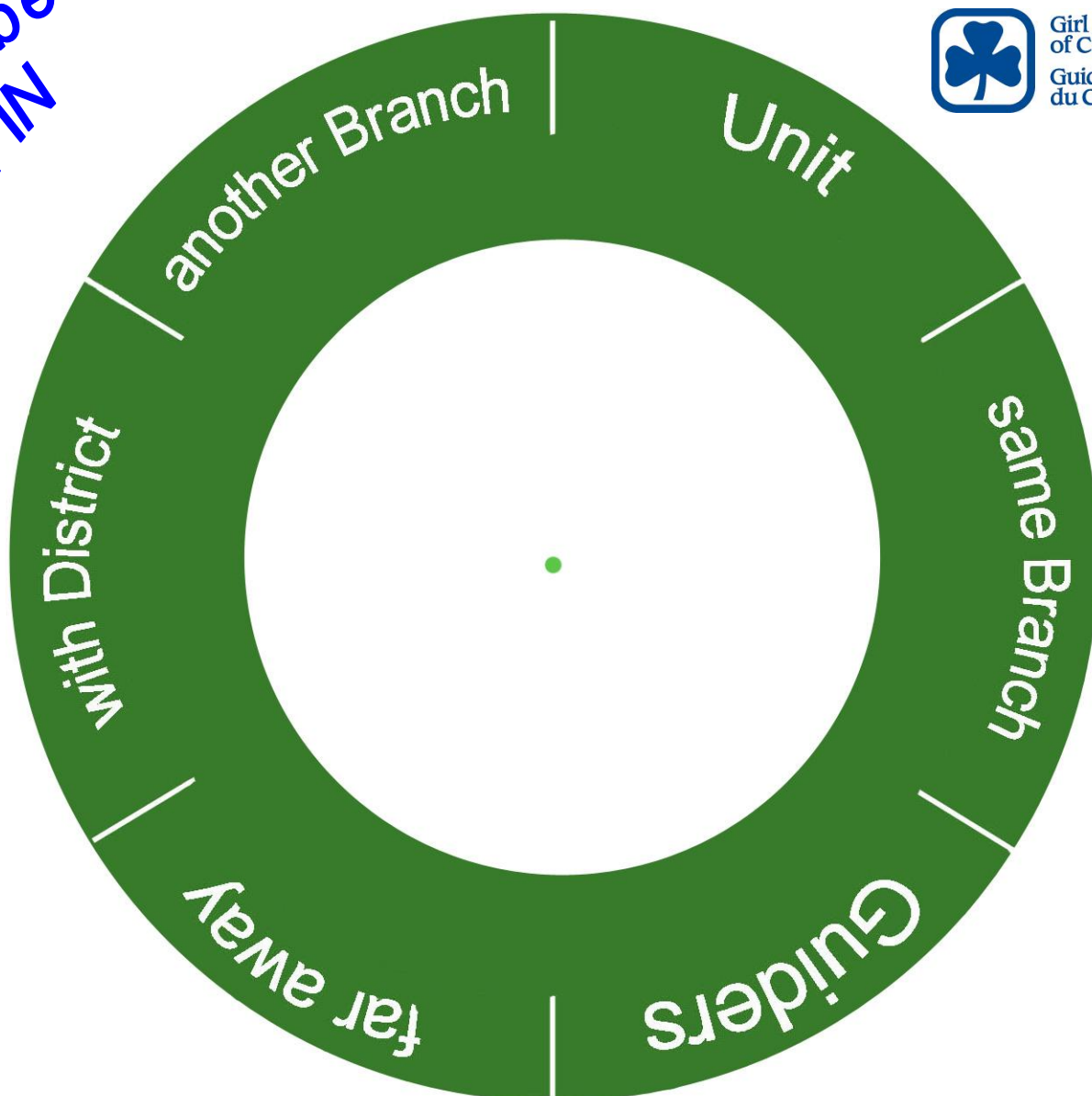


OR



Start with an idea and line up the other elements

The Québec SPIN



The FOUR Rings of the QC Spin:

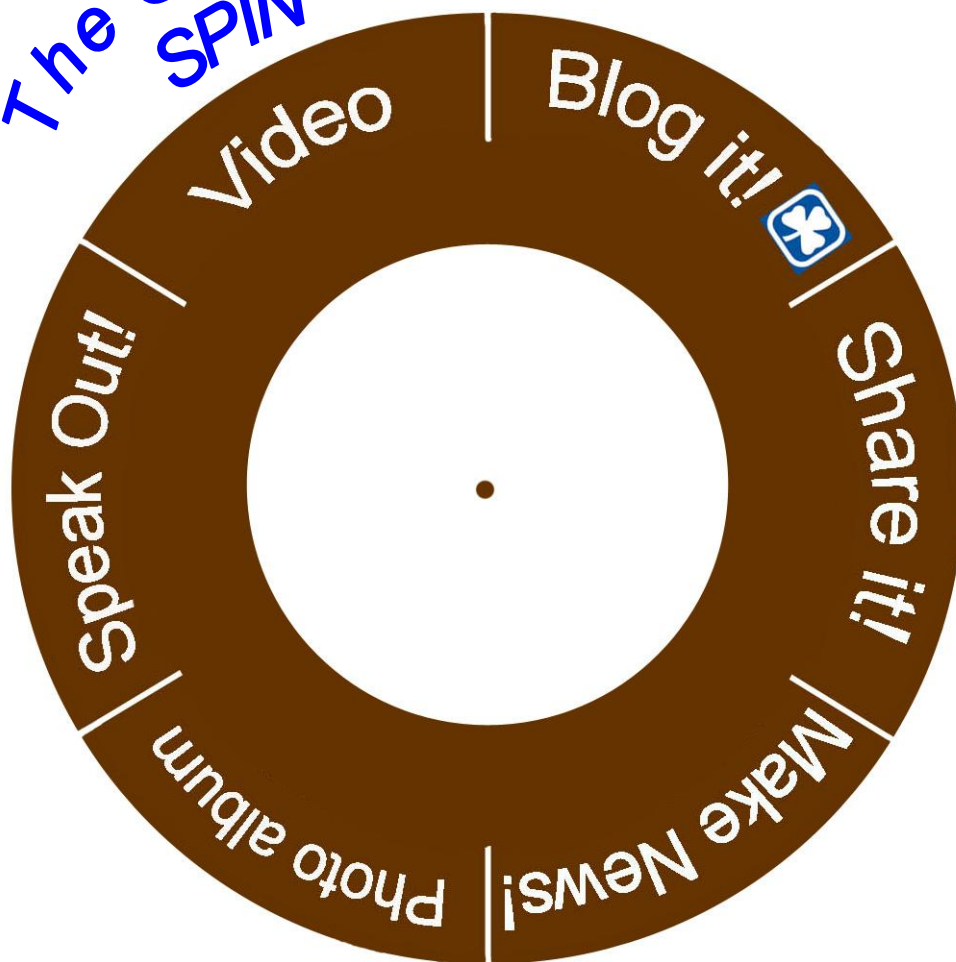
The ACTION Ring (Red) Special events, theme outings, program goals, service projects – the choice is yours! Whatever the age, program is in everything you plan and do together in Girl Guides. The Québec Spin is a way to recognize accomplishments, especially those that don't seem to "fit" anywhere, or when relevant badges have been earned already from other actions. Fit the action to a category or decide an action inspired by the category!

The Participants Ring (Green) Let the Spin encourage you to involve different partners in your plans.

The SHARING Ring (Brown) Choose one of the six strategies to share your accomplishments. The options allow you to celebrate success of your goal with other members, their families, your local community or an even larger audience!

The Side Benefits Ring (Pink) Often there is more to a given goal than just getting there. The Spin challenges you to recognize and involve a secondary goal, a further benefit that can happen on the way to succeeding in your action goal.

The Québec SPIN



Girls, from Sparks to Rangers, with their Guiders, decide the goal and the level of commitment needed to devote to it – its success is defined by the girls! Challenge yourself to do your best and to make the goal a success worth sharing. Invite others, learn new things, make a difference in your community, or make a change for the better in the environment. Document it so you are seen or heard and remembered for doing it! THAT's the Québec Spin!

To complete your Québec Spin Challenge and order the central crest for your first challenge, or reward new twists on the Spin with additional segments, simply send in your Sharing – that Blog, article, or your video you created to: defiQCSpin@gmail.com

and your order can be placed!

Great QC Spin opportunities:

- ✓ Do you organize a community clean-up every year? The Spin is a way to recognize an event where program content has already been acknowledged – they may have the badge, but they can earn the Spin! PLUS it encourages developing new approaches to traditional activities!
- ✓ Celebrate a great girl-planned event that doesn't lend itself to other rewards in the program books



Québec Council – Program

September 2012



Where do we begin the SPIN?

Step 1: Cut out and assemble spinners for, or with, the girls (line up the centre dots and use paper fasteners, scrapbooking brads, grommets or a tack into a cork for a handle! Print and work from pages 1 thru 3, or from the art links below)

Step 2: Watch the QC Challenge video on YouTube

http://www.youtube.com/watch?v=1pehHwYGU_A&list=FL26A8OHSpG4gaA7rpB0ydJQ&feature=mh_lolz

Step 3: Start a conversation with your girls about a project/activity/goal you all would like to accomplish. This can be short term or long term, as you decide.

Step 4: Fit that project/activity/goal into a section of the red ACTION ring

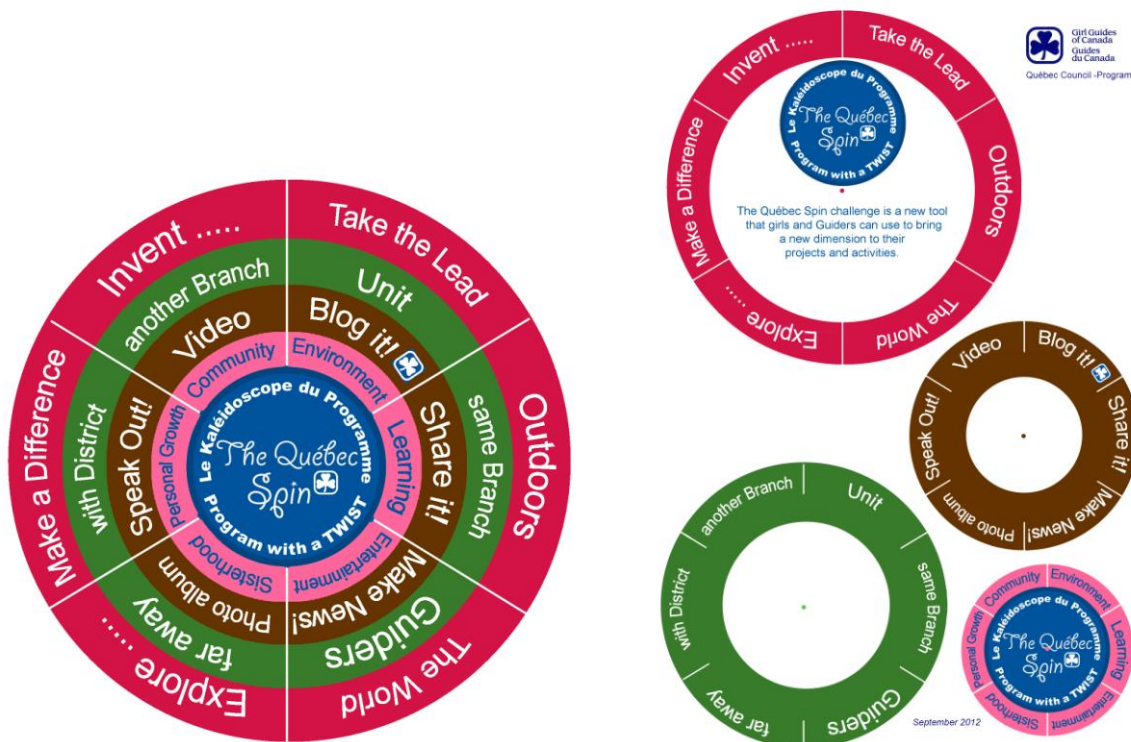
Step 5: Decide who you will complete this goal with (green ring), and how you will share your success at completion (Brown ring)

Step 6: As your challenge plan progresses you can identify the benefits of what you and your girls hope to gain while completing your goal (Pink ring)

Step 7: Once your challenge is complete, be sure to report what and how you accomplished the challenge to defiQCspin@gmail.com Then you can order your crests from the Quebec Provincial office.

You can complete different Spin combinations and earn new Spin segments, and of course meet existing program goals along the way!

Resize Spin image art - make additional spinners, even make mini-spinnies!



Your Spin plan might read....



Our DISTRICT plans to hold a Karnival for kids and invite the local newspaper to cover the big day. We want this to be a great recruiting event, so we plan to have PR material there and encourage the girls will bring their friends to share the fun in Guiding. Lots of local Guiders will attend to talk with parents.



Our Brownies want to contact a Brownie Unit in another country and make a date to have a Skype meeting where the girls will talk to girls there. They will tell them about life in Canada, and hear what they tell us about life in their country. When we plan what country to contact we will learn about time zones and seasonal differences around the globe. We will take screen capture photos of our faraway friends and make an on line album of our event.



Our Unit is going to explore an important environmental issue that concerns us. We are going to learn more about how to help and we are going to speak out about what can be done by writing to our political leaders



All the local Brownies will plan a fantasy trip to another planet, and will need to invent a way to get there. We will use our imaginations to propose how our travel machines will work. We will make our very best drawings of our amazing travel machines, and explain how they will work. We will display then in our local library for others to enjoy our ideas.



Our District wants to make a difference for underprivileged children in Haiti. We will collect school supplies and pack them in used backpacks. We will have an interview with the newspaper and reach out to find help to get our backpacks delivered to where they are needed.

Purchase the centre crest for your first Spin Challenge, and Spin segments for subsequent twists on the Spin

Segments make great linkers for hexagonal wedge crests, and you can arrange them any way you like! Creativity is a big part of the Spin!

You may use the doodle sheet page if you like, to help you make a plan, or just use your imagination!



Your Idea doodle sheet

Here are our Spin choices:



The story

And here is what we'll do:

Ideas & Plans

Who will do what ?

Progress...

Target dates

enjoy every moment



ORDER FORM

Québec Spin Crests

*Challenge yourself to do your best and to make the goal a success worth sharing.
Invite others, learn new things, make a difference in your community,
or make a change for the better in the environment.
Document it so you are seen or heard and remembered for doing it!
THAT's the Québec Spin!*



QC Spin centre crest - \$1.75 each*

QC Spin arc crest - \$1.00 each*

*plus taxes and shipping

Please complete this form and email it to: info@guidesquebec.ca

Guider name: _____

Guider email address: _____

Unit/District/Area: _____

Number of centre crests: ____

Number of arc crests: ____

Please mail the crests to: (Let us know if the crests will be picked up at the office.)

Name: (if different from above) _____

Mailing Address:

Street: _____

City: _____ **Province:** _____

Postal code: _____

PAYMENT

We will send you an invoice for the total amount including 5% GST, 9.975% QST and shipping costs.

Payment is accepted by cheque or credit card. **Cheques** should be made out to: 'GGC Québec Council' and sent to: GGC QC Provincial office, 100 boul. Alexis-Nihon, Suite 270, Saint-Laurent, QC, H4M 2N7
If you would like to pay by **credit card**, please fill out the details below or phone us at 514-933-5839

Payment by Credit Card:	Credit Card Number			
Visa <input type="checkbox"/> Mastercard <input type="checkbox"/> <input type="checkbox"/>	Name on card		Expiry Date	/